

Scaled data based on original data using
LM-79-08 Approved Method: Electrical and Photometric Measurements of Solid-
State Lighting Products

Test Report Prepared for
Cooper Lighting Solutions
(formerly Eaton)

Brand: INVUE

Report Number: P141879

Luminaire Tested: **ECM-E03-LED-E1-T3-7030**

Issue Date: 03/03/2020

Test Information

Test Method: LM-79-08
Report Number: P141879
REPORT IS SCALED FROM IESNA LM-79-08 TEST DATA (P33683)
Test Lab: INNOVATION CENTER-P3
Issue Date: 03/03/2020
Manufacturer: COOPER LIGHTING SOLUTIONS (FORMERLY EATON)
Product Line: INVUE
Catalog Number: ECM-E03-LED-E1-T3-7030
Description: EPIC CLASSICAL MEDIUM DECORATIVE LED LUMINAIRE
(3) LIGHTBARS WITH AccuLED OPTICS - TYPE 3
Light Source: (63) 3000K CCT, 70 CRI LEDs
Ballast/Driver: -

Summary

Lumens per Lamp: N/A
Luminaire Lumens: 8045.5 lumens
Efficiency: N/A
Efficacy: 107.0 lumens/watt
Luminous Opening: Rectangular (W 0.5' x L: 1' x H: 0')
IES Classification: Type III - Short - Semi-Cutoff
BUG Rating: B2 - U0 - G2

Input Watts (W): 75.2
Input Voltage (V): NR
Input Current (Ain): NR
Voltage Rise (V): NR
Power Factor: NR
Total Harmonic Distortion (THDi): NR
Frequency (hertz): 60
Stabilization Time: NR
Operation Time: NR
Ambient Temperature (°C): NR
Test Distance: 25 FT

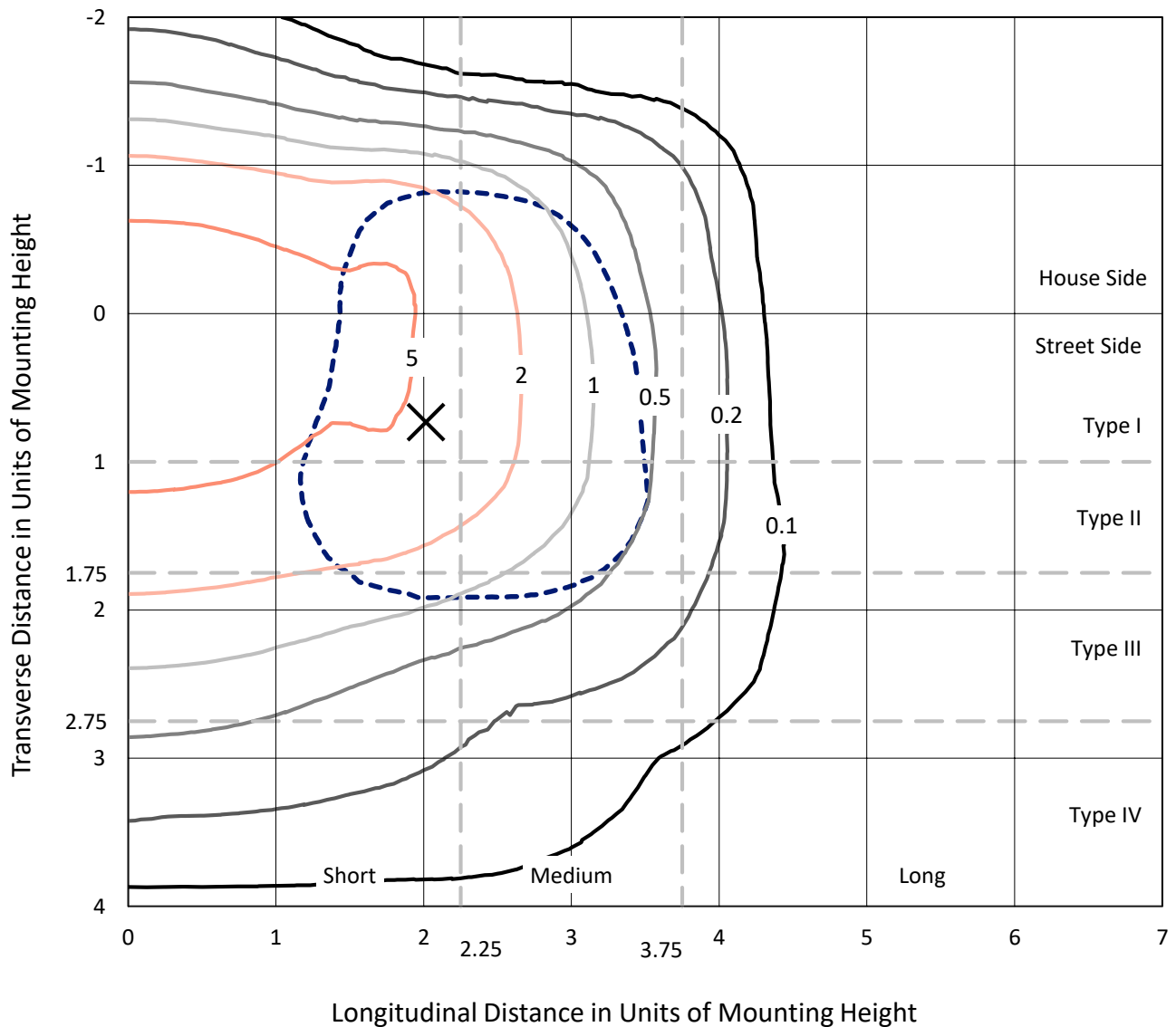


REPORT NUMBER: P141879

CATALOG NUMBER: ECM-E03-LED-E1-T3-7030

Iso-Footcandle Lines of Horizontal Illumination

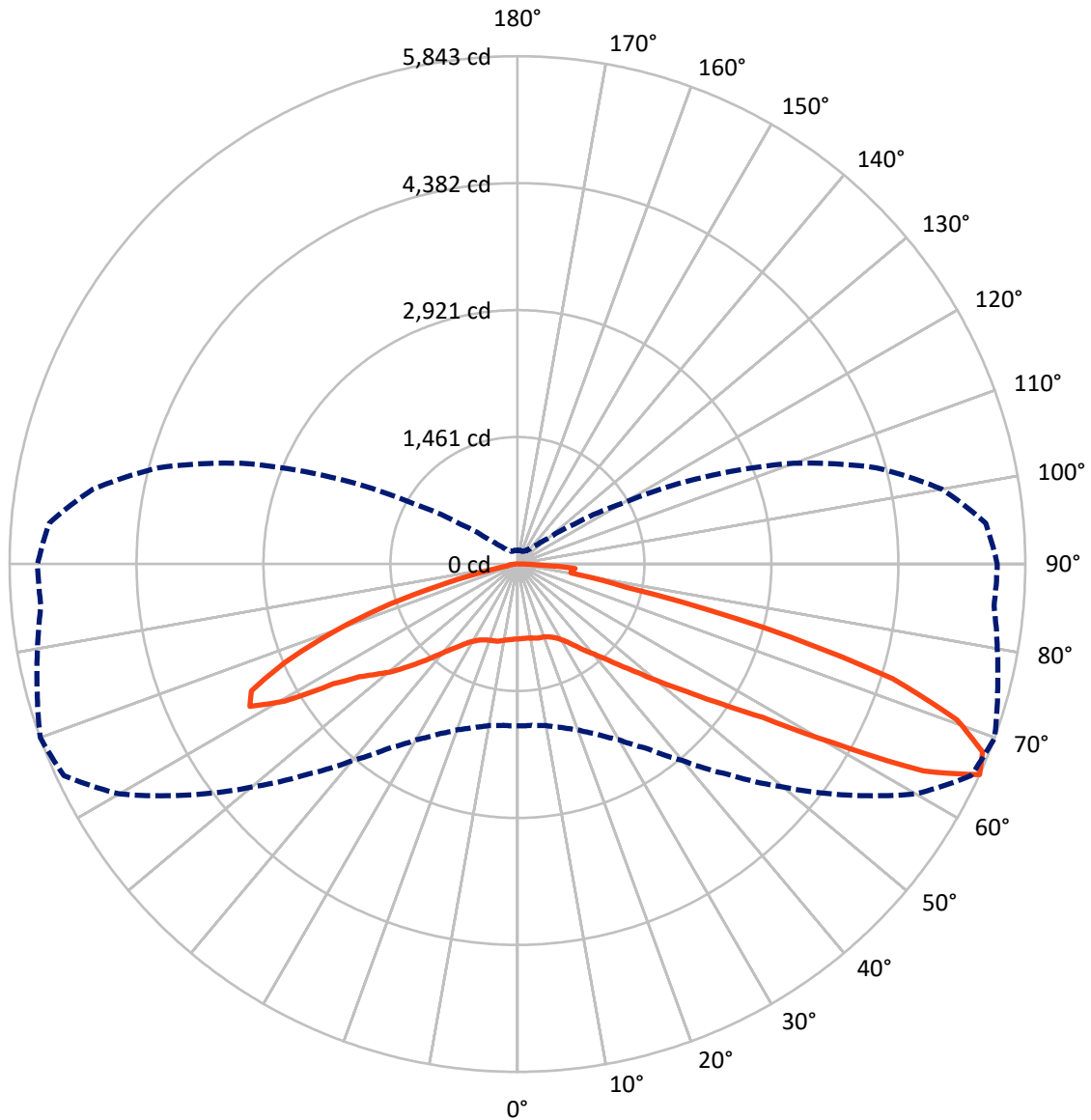
× Max cd
 - - - 1/2 Max cd



Based on 10 foot mounting height. Maximum calculated value = 8.7 fc
 Type III - Short - Semi-Cutoff

REPORT NUMBER: P141879
CATALOG NUMBER: ECM-E03-LED-E1-T3-7030

Luminous Intensity Polar Plot



— Vertical Plane Through 70-Deg Lateral - - - Horizontal Cone Through 65-Deg Vertical

REPORT NUMBER: P141879

CATALOG NUMBER: ECM-E03-LED-E1-T3-7030

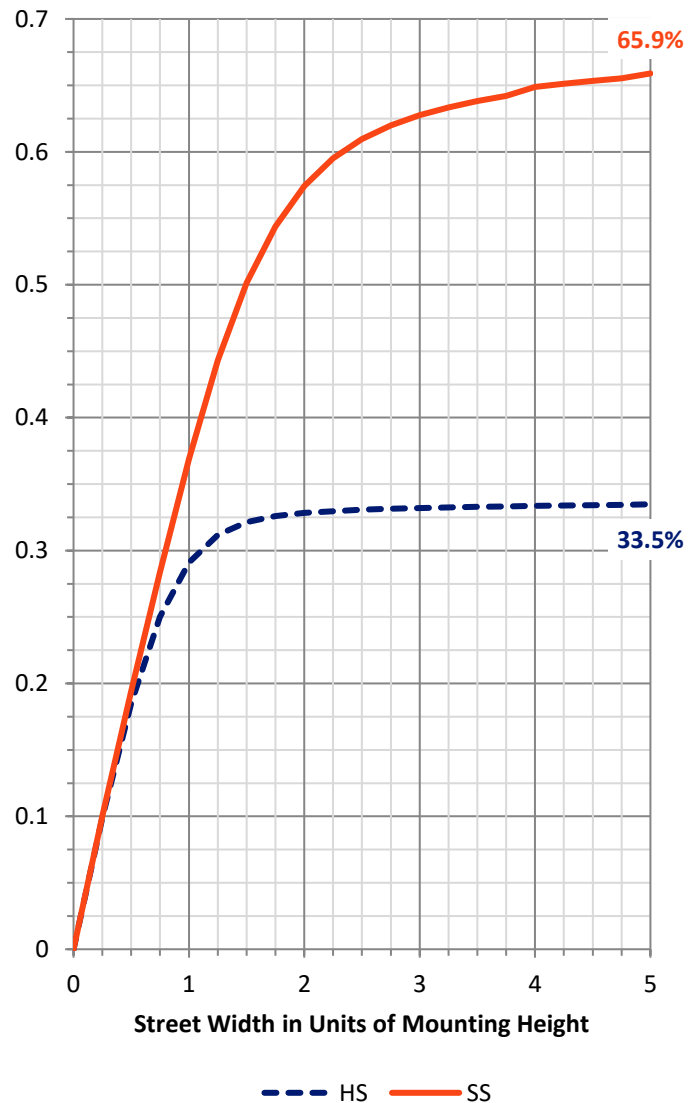
FLUX DISTRIBUTION:

		Downward	Upward	Total
House Side	Lumens	2715.9	0.0	2715.9
	% Fixture	33.8	0.0	33.8
Street Side	Lumens	5329.6	0.0	5329.6
	% Fixture	66.2	0.0	66.2
Total	Lumens	8045.5	0.0	8045.5
	% Fixture	100.0	0.0	100.0

Coefficient of Utilization

ZONAL LUMENS:

Zone	Lumens	% Fixture
0°-10°	83.0	1.0
10°-20°	245.8	3.1
20°-30°	422.6	5.3
30°-40°	677.4	8.4
40°-50°	1109.1	13.8
50°-60°	1736.0	21.6
60°-70°	2439.7	30.3
70°-80°	1154.5	14.4
80°-90°	177.4	2.2
90°-100°	0.0	0.0
100°-110°	0.0	0.0
110°-120°	0.0	0.0
120°-130°	0.0	0.0
130°-140°	0.0	0.0
140°-150°	0.0	0.0
150°-160°	0.0	0.0
160°-170°	0.0	0.0
170°-180°	0.0	0.0
0°-90°	8045.5	100.0
0°-180°	8045.5	100.0



REPORT NUMBER: P141879

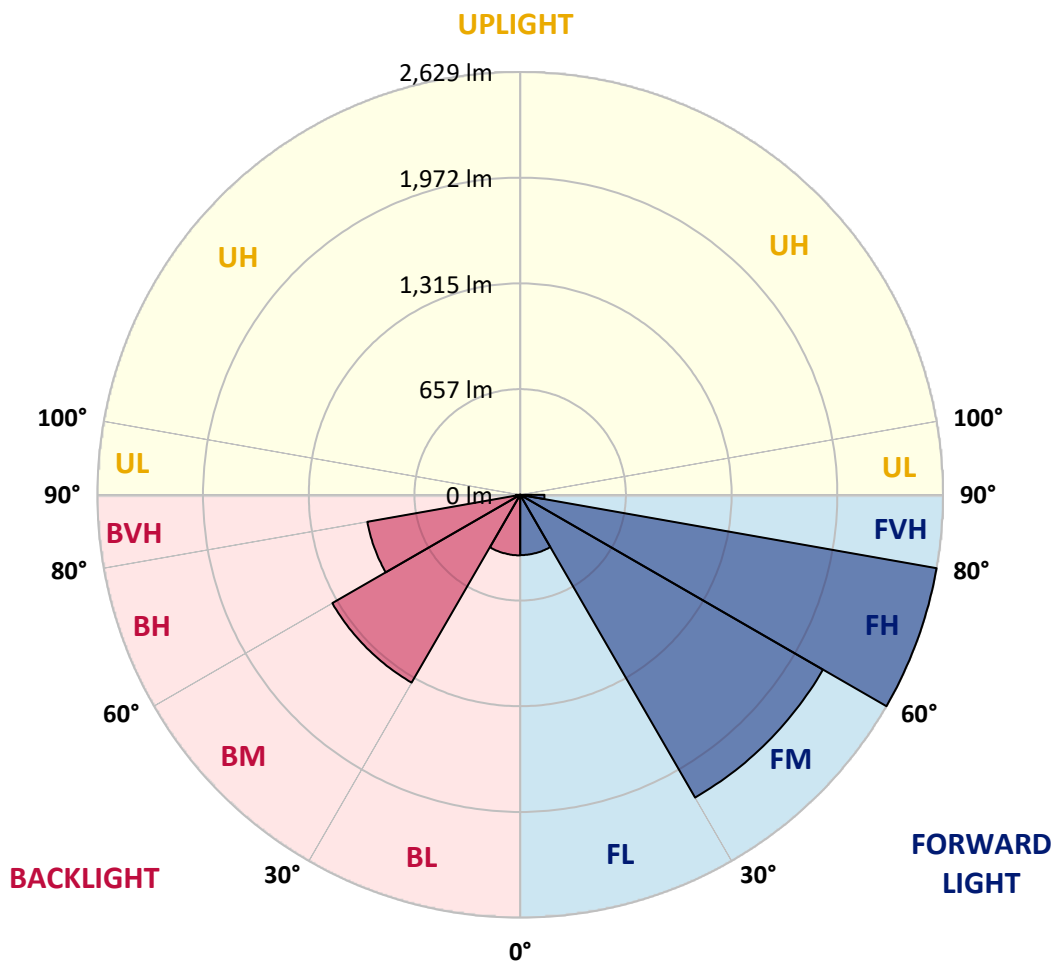
CATALOG NUMBER: ECM-E03-LED-E1-T3-7030

LUMINAIRE CLASSIFICATION SYSTEM LUMEN TABLE AND BUG RATING:

Zone		Lumens	% Fixture	Zone Rating/Lumen Limit		
				B	U	G
FL	(0°-30°)	374.8	4.7			
FM	(30°-60°)	2174.1	27.0			
FH	(60°-80°)	2629.5	32.7			G2/5000
FVH	(80°-90°)	151.2	1.9			G2/225
BL	(0°-30°)	376.6	4.7	B1/500		
BM	(30°-60°)	1348.4	16.8	B2/2500		
BH	(60°-80°)	964.7	12.0	B2/1000		G2/1000
BVH	(80°-90°)	26.2	0.3			G1/100
UL	(90°-100°)	0.0	0.0		U0/0	
UH	(100°-180°)	0.0	0.0		U0/0	

BUG Rating: B2-U0-G2

Type III Short





REPORT NUMBER: P141879

CATALOG NUMBER: ECM-E03-LED-E1-T3-7030

CANDELA DISTRIBUTION (FULL):

	0°	5°	10°	15°	20°	25°	30°	35°	40°	45°	50°
0°	862.2	862.2	862.2	862.2	862.2	862.2	862.2	862.2	862.2	862.2	862.2
2.5°	857.6	858.5	858.5	856.7	856.7	857.6	857.6	858.5	858.5	858.5	859.5
5°	857.6	858.5	858.5	857.6	856.7	858.5	857.6	858.5	858.5	858.5	858.5
7.5°	855.8	856.7	856.7	855.8	856.7	857.6	857.6	859.5	860.4	860.4	861.3
10°	846.7	847.6	848.5	848.5	850.3	853.1	854.0	857.6	858.5	861.3	863.1
12.5°	830.2	830.2	832.1	833.9	836.6	842.1	844.8	850.3	854.9	858.5	864.9
15°	815.6	815.6	817.4	818.4	823.8	827.5	833.0	839.4	847.6	854.9	864.9
17.5°	822.9	822.9	822.0	821.1	822.0	822.0	826.6	833.0	840.3	850.3	863.1
20°	851.2	850.3	846.7	844.8	843.9	840.3	837.5	836.6	840.3	847.6	860.4
22.5°	875.9	874.1	873.2	871.3	874.1	872.2	868.6	864.0	858.5	855.8	863.1
25°	890.5	891.4	891.4	891.4	896.9	898.7	900.6	895.1	888.7	879.6	880.5
27.5°	910.6	911.5	909.7	913.4	919.7	924.3	928.9	932.5	928.9	923.4	917.0
30°	953.5	953.5	950.8	953.5	959.0	963.6	970.0	976.4	976.4	970.9	964.5
32.5°	998.3	999.2	999.2	1001.0	1009.3	1012.9	1022.0	1028.4	1033.0	1029.3	1033.0
35°	1052.2	1051.3	1054.0	1054.9	1067.7	1072.3	1090.5	1095.1	1102.4	1104.2	1107.0
37.5°	1141.7	1143.5	1138.0	1134.4	1145.3	1145.3	1169.1	1181.9	1180.0	1192.8	1202.0
40°	1286.0	1277.8	1275.0	1273.2	1279.6	1278.7	1277.8	1295.1	1303.4	1305.2	1309.7
42.5°	1445.8	1448.6	1445.8	1452.2	1452.2	1447.7	1444.0	1441.3	1456.8	1466.8	1468.7
45°	1633.1	1636.7	1631.2	1626.7	1638.6	1644.9	1644.9	1652.3	1665.0	1669.6	1666.9
47.5°	1782.9	1792.9	1788.3	1794.7	1813.9	1835.8	1865.1	1884.2	1897.9	1910.7	1930.8
50°	1918.0	1922.6	1933.6	1954.6	1982.9	2017.6	2065.1	2112.6	2140.0	2171.9	2195.7
52.5°	2000.2	2013.9	2030.4	2065.1	2112.6	2161.0	2234.1	2311.7	2381.1	2416.7	2445.0
55°	2049.6	2059.6	2081.5	2129.0	2195.7	2267.8	2359.2	2466.0	2558.3	2636.8	2698.0
57.5°	2047.7	2056.0	2086.1	2138.2	2217.6	2308.0	2422.2	2555.6	2691.6	2822.3	2937.3
60°	2008.5	2015.8	2045.9	2101.6	2188.4	2296.2	2433.2	2596.7	2781.2	2977.5	3179.4
62.5°	1948.2	1953.7	1980.1	2035.9	2123.5	2238.6	2399.4	2614.0	2876.1	3185.8	3577.6
65°	1863.2	1863.2	1887.9	1945.4	2029.5	2158.2	2335.4	2587.5	2950.1	3421.4	3991.3
67.5°	1738.1	1738.1	1758.2	1805.7	1871.5	1961.0	2138.2	2400.3	2783.0	3347.4	4014.2
70°	1501.5	1505.2	1505.2	1534.4	1563.7	1603.8	1687.9	1888.8	2247.8	2799.4	3455.2
72.5°	1100.6	1033.9	1086.0	1133.5	1166.3	1188.3	1236.7	1299.7	1480.5	1894.3	2488.0
75°	693.2	710.6	749.9	803.7	885.0	969.1	1061.3	1100.6	1084.1	1133.5	1532.6
77.5°	420.1	405.5	443.9	524.3	615.6	729.8	902.4	1052.2	1138.0	1132.6	1085.1
80°	181.8	177.2	202.8	241.1	285.9	389.1	547.1	752.6	980.9	1113.4	1093.3
82.5°	64.8	65.8	83.1	98.6	118.7	152.5	216.5	346.2	548.9	781.8	966.3
85°	19.2	21.0	29.2	41.1	46.6	53.0	73.1	108.7	185.4	295.9	526.1
87.5°	5.5	6.4	8.2	14.6	13.7	12.8	14.6	22.8	17.4	14.6	73.1
90°	0.0	0.0	0.0	0.0	0.0	0.0	0.0	0.0	0.0	0.0	0.0



REPORT NUMBER: P141879

CATALOG NUMBER: ECM-E03-LED-E1-T3-7030

CANDELA DISTRIBUTION (continued):

	55°	60°	65°	70°	75°	80°	85°	90°	95°	100°	105°
0°	862.2	862.2	862.2	862.2	862.2	862.2	862.2	862.2	862.2	862.2	862.2
2.5°	858.5	858.5	858.5	859.5	858.5	858.5	859.5	859.5	860.4	861.3	863.1
5°	857.6	857.6	858.5	858.5	858.5	859.5	860.4	861.3	863.1	865.9	868.6
7.5°	860.4	860.4	859.5	860.4	860.4	861.3	863.1	864.0	867.7	870.4	875.0
10°	863.1	863.1	864.0	864.9	864.9	866.8	869.5	870.4	874.1	879.6	884.1
12.5°	866.8	869.5	873.2	875.0	876.8	878.6	881.4	883.2	887.8	895.1	900.6
15°	869.5	875.9	879.6	884.1	886.9	887.8	890.5	894.2	898.7	906.0	912.4
17.5°	869.5	877.7	883.2	887.8	892.3	895.1	897.8	901.5	907.9	915.2	921.6
20°	868.6	880.5	887.8	895.1	903.3	906.0	910.6	914.3	921.6	930.7	935.3
22.5°	873.2	886.9	896.9	909.7	918.8	926.1	931.6	938.0	943.5	949.9	951.7
25°	886.9	900.6	917.0	932.5	945.3	956.3	963.6	969.1	975.5	978.2	974.5
27.5°	909.7	919.7	942.6	965.4	985.5	999.2	1007.4	1014.7	1016.6	1022.0	1008.3
30°	950.8	955.4	979.1	1012.0	1034.8	1057.7	1068.6	1075.9	1076.8	1073.2	1049.4
32.5°	1018.4	1010.2	1031.2	1075.0	1109.7	1128.9	1146.3	1150.8	1148.1	1136.2	1097.8
35°	1100.6	1087.8	1097.8	1161.8	1200.1	1228.5	1244.9	1249.5	1243.1	1222.1	1169.1
37.5°	1202.0	1197.4	1202.0	1263.2	1329.8	1356.3	1363.6	1369.1	1353.6	1315.2	1245.8
40°	1314.3	1315.2	1309.7	1365.5	1449.5	1487.8	1505.2	1493.3	1474.1	1419.3	1342.6
42.5°	1469.6	1464.1	1444.9	1495.2	1602.9	1642.2	1657.7	1648.6	1629.4	1560.0	1470.5
45°	1675.1	1656.8	1638.6	1665.0	1769.2	1820.3	1843.1	1836.7	1803.0	1718.9	1634.9
47.5°	1926.3	1907.1	1873.3	1868.7	1973.8	2034.0	2042.3	2032.2	2006.6	1922.6	1819.4
50°	2190.2	2184.7	2169.2	2132.7	2226.7	2287.0	2281.5	2274.2	2245.9	2139.1	2033.1
52.5°	2463.3	2474.3	2464.2	2438.6	2539.1	2563.8	2565.6	2543.7	2510.8	2412.2	2267.8
55°	2750.1	2791.2	2806.7	2826.8	2906.3	2902.6	2881.6	2829.6	2837.8	2725.4	2525.4
57.5°	3054.2	3180.3	3279.8	3324.6	3400.4	3422.3	3369.3	3386.7	3379.4	3263.4	2948.3
60°	3455.2	3756.6	4016.0	4175.8	4278.1	4238.9	4312.8	4316.5	4441.6	4186.8	3695.4
62.5°	4094.5	4648.0	5108.4	5246.3	5272.8	5263.6	5176.0	5263.6	5239.9	4929.4	4292.7
65°	4632.5	5291.0	5758.7	5842.7	5719.4	5606.1	5503.8	5521.2	5407.9	4958.6	4275.4
67.5°	4705.6	5361.4	5795.2	5771.5	5502.0	5292.0	5122.1	4988.7	4757.6	4351.2	3755.7
70°	4127.4	4822.5	5381.5	5363.2	4988.7	4708.3	4432.5	4231.6	3995.9	3681.7	3118.2
72.5°	3210.4	3829.7	4371.3	4512.0	4143.0	3833.3	3580.3	3324.6	3081.6	2783.0	2427.7
75°	2185.6	2651.5	2903.5	2941.9	2604.0	2372.0	2274.2	2065.1	1807.5	1743.6	1480.5
77.5°	1269.6	1448.6	1371.9	1269.6	1022.0	750.8	573.6	490.5	492.3	565.4	541.6
80°	1032.1	982.8	775.4	622.0	422.9	215.6	144.3	124.2	125.1	145.2	140.7
82.5°	1064.1	1092.4	897.8	628.4	432.9	228.3	109.6	81.3	95.0	103.2	101.4
85°	788.2	1033.0	926.1	666.7	464.9	243.0	71.2	44.8	63.0	76.7	82.2
87.5°	221.0	347.1	269.4	178.1	129.7	43.8	28.3	23.7	29.2	40.2	40.2
90°	0.0	0.0	0.0	0.0	0.0	0.0	0.0	0.0	0.0	0.0	0.0



REPORT NUMBER: P141879

CATALOG NUMBER: ECM-E03-LED-E1-T3-7030

CANDELA DISTRIBUTION (continued):

	110°	115°	120°	125°	130°	135°	140°	145°	150°	155°	160°
0°	862.2	862.2	862.2	862.2	862.2	862.2	862.2	862.2	862.2	862.2	862.2
2.5°	864.0	867.7	866.8	868.6	869.5	872.2	874.1	873.2	873.2	875.0	876.8
5°	871.3	875.9	875.9	878.6	881.4	885.0	887.8	885.9	886.9	888.7	890.5
7.5°	878.6	884.1	885.0	887.8	889.6	891.4	893.3	890.5	889.6	889.6	888.7
10°	887.8	893.3	892.3	892.3	891.4	889.6	885.9	879.6	875.0	872.2	870.4
12.5°	903.3	907.0	901.5	896.0	886.9	880.5	872.2	864.9	859.5	854.9	853.1
15°	917.0	915.2	908.8	898.7	885.9	875.9	867.7	857.6	851.2	845.8	843.0
17.5°	924.3	917.9	908.8	899.7	888.7	879.6	869.5	857.6	847.6	840.3	836.6
20°	931.6	921.6	909.7	900.6	892.3	885.0	877.7	863.1	850.3	839.4	833.9
22.5°	942.6	928.9	917.0	908.8	900.6	893.3	885.9	872.2	858.5	843.9	835.7
25°	958.1	939.8	931.6	923.4	914.3	907.0	896.9	884.1	869.5	852.2	840.3
27.5°	982.8	966.3	957.2	949.0	938.0	926.1	915.2	897.8	884.1	864.0	848.5
30°	1018.4	1001.0	992.8	984.6	971.8	956.3	940.8	918.8	899.7	876.8	856.7
32.5°	1063.1	1054.0	1044.0	1030.3	1012.9	993.7	970.9	941.7	914.3	885.9	860.4
35°	1132.6	1117.0	1100.6	1086.9	1061.3	1034.8	1000.1	957.2	920.7	885.9	854.9
37.5°	1212.0	1195.6	1173.7	1149.0	1110.6	1068.6	1020.2	966.3	917.9	875.9	841.2
40°	1307.9	1286.9	1257.7	1211.1	1154.5	1091.5	1026.6	959.0	902.4	854.0	813.8
42.5°	1434.9	1391.9	1335.3	1266.8	1186.4	1100.6	1018.4	939.8	875.9	822.9	782.7
45°	1578.3	1509.8	1418.4	1316.1	1204.7	1096.9	1000.1	908.8	836.6	778.2	736.2
47.5°	1732.6	1625.8	1491.5	1347.2	1206.5	1076.8	964.5	862.2	780.9	718.8	666.7
50°	1907.1	1730.8	1542.6	1362.7	1194.7	1041.2	913.4	795.5	711.5	637.5	590.0
52.5°	2056.9	1823.0	1578.3	1356.3	1152.6	979.1	829.3	715.2	616.5	550.8	504.2
55°	2234.1	1912.6	1597.4	1324.4	1085.1	882.3	738.9	611.9	518.8	460.3	420.1
57.5°	2532.7	2064.2	1613.9	1259.5	973.6	760.8	613.8	495.0	422.0	370.8	342.5
60°	3109.0	2358.3	1681.5	1162.7	832.1	614.7	474.0	387.3	324.2	290.4	270.4
62.5°	3486.3	2558.3	1651.3	1013.8	650.3	460.3	347.1	279.5	243.0	218.3	209.2
65°	3390.4	2356.4	1401.1	803.7	453.0	306.0	232.9	191.8	175.4	162.6	157.1
67.5°	2911.8	1900.7	1015.6	519.7	286.8	186.3	152.5	136.1	128.8	123.3	122.4
70°	2319.9	1339.9	603.7	275.8	158.9	123.3	108.7	102.3	99.6	99.6	99.6
72.5°	1683.3	771.8	296.8	148.9	106.9	94.1	87.7	85.9	84.9	84.9	85.9
75°	961.8	334.3	152.5	102.3	87.7	81.3	77.6	77.6	77.6	77.6	78.5
77.5°	335.2	152.5	107.8	85.9	75.8	72.2	70.3	72.2	73.1	73.1	73.1
80°	122.4	107.8	92.2	74.9	67.6	63.9	63.9	66.7	68.5	66.7	65.8
82.5°	96.8	84.9	74.9	64.8	59.4	57.5	58.5	60.3	59.4	58.5	55.7
85°	74.0	55.7	52.1	48.4	47.5	47.5	51.1	52.1	48.4	46.6	43.8
87.5°	36.5	29.2	26.5	31.1	30.1	27.4	28.3	28.3	23.7	21.9	22.8
90°	0.0	0.0	0.0	0.0	0.0	0.0	0.0	0.0	0.0	0.0	0.0



REPORT NUMBER: P141879

CATALOG NUMBER: ECM-E03-LED-E1-T3-7030

CANDELA DISTRIBUTION (continued):

	165°	170°	175°	180°
0°	862.2	862.2	862.2	862.2
2.5°	876.8	877.7	880.5	879.6
5°	889.6	890.5	892.3	892.3
7.5°	886.9	887.8	887.8	887.8
10°	865.9	865.9	867.7	867.7
12.5°	849.4	848.5	848.5	846.7
15°	839.4	837.5	838.5	835.7
17.5°	832.1	831.1	831.1	829.3
20°	829.3	827.5	826.6	824.8
22.5°	827.5	826.6	824.8	822.9
25°	832.1	827.5	826.6	824.8
27.5°	836.6	832.1	828.4	827.5
30°	841.2	833.0	828.4	826.6
32.5°	840.3	829.3	822.9	820.2
35°	830.2	816.5	808.3	805.6
37.5°	811.1	795.5	782.7	778.2
40°	783.7	763.6	751.7	745.3
42.5°	750.8	727.9	717.9	712.4
45°	696.9	678.6	666.7	662.2
47.5°	636.6	611.9	601.0	596.4
50°	559.0	538.9	529.7	523.3
52.5°	476.8	458.5	450.3	446.6
55°	397.3	388.2	375.4	372.6
57.5°	322.4	319.7	310.5	309.6
60°	262.1	257.6	251.2	251.2
62.5°	206.4	201.9	199.1	199.1
65°	158.9	158.0	156.2	155.3
67.5°	122.4	125.1	126.0	124.2
70°	102.3	103.2	103.2	103.2
72.5°	88.6	88.6	88.6	87.7
75°	80.4	80.4	78.5	77.6
77.5°	74.0	73.1	74.0	73.1
80°	64.8	63.9	62.1	60.3
82.5°	53.9	53.0	48.4	48.4
85°	42.0	39.3	35.6	32.0
87.5°	23.7	21.0	15.5	11.0
90°	0.0	0.0	0.0	0.0

(END OF REPORT)